

*Let's*  
**Talk<sub>1</sub>**  
Second Edition

Leo Jones



CAMBRIDGE  
UNIVERSITY PRESS

## Author's acknowledgments

Many people contributed their hard work, fresh ideas, and helpful advice in the development of *Let's Talk, Second Edition*.

The **reviewers** using *Let's Talk* in the following schools and institutes who offered insights and suggestions:

Melissa Heritage, **ELS**, Sanggye Dong, South Korea; Chia-ying Lin, **Chaoyang University of Technology**, Wufong, Taichung, Taiwan; Wendy Wei-Chien Chiu, **Chinese Culture University**, Taipei, Taiwan; Andrew Kozelka, **David English House**, Hiroshima, Japan; Heather Girdhar, **DePaul University**, Chicago, Illinois, U.S.A.; Neil Stapley, **ECC Foreign Language Institute**, Tokyo, Japan; Len Carnochan, **E.D.L.S.**, Seoul, South Korea; Peter Frau Céspedes, **Escuela Superior Urbana**, Maricao, Puerto Rico; Wanda N. Gonzalez Rivera, **Escuela Superior Vocational**, Cidra, Puerto Rico; Juan Manuel Espinosa Gutiérrez, **FES Aragón, UNAM**, Mexico City, Mexico; Hee Jeong Park, **Hannam University**, Daejeon, South Korea; Wesley Dennis, **Hiroshima Shudo University**, Hiroshima, Japan; Patricia Veciño, **ICANA**, Buenos Aires, Argentina; Haejin Elizabeth Koh and Brian Stokes, **Korea University**, Seoul, South Korea; Christina Cho Rom Hamm, **LATT**, Seoul, South Korea; Dr. Nicholas Marshall, **Meiji University**, Tokyo, Japan; Shiow-wen Chen and Vincent Ru-chu Shih, Ph.D., **National Pingtung University of Science and Technology**, Pingtung, Taiwan; Giles Witton-Davies, **National Taiwan University**, Taipei, Taiwan; Su-Hui Yang, **National Taiwan University of Science and Technology**, Taipei, Taiwan; Kuei-ping Hsu, **National Tsing Hua University**, Hsinchu, Taiwan; Jason Moser, **Osaka Shoin Women's University**, Nara, Japan; Meaghan Taylor, **St. Dominic's Junior High School**, Kaohsiung, Taiwan; Ann McCrory and Barbara Raifsnider, **San Diego Community College**, San Diego, California, U.S.A.; Adriana Emilia Hernández Aldape, **School Centro de Lenguas Extranjeras**, Tampico, Mexico; Bill Rago, **Seoul National University of Technology**, Seoul, South Korea; Hsiao-I Hou and Hwei-chih Christine Liu, **Shu-Te University**, Kaohsiung, Taiwan; Ana Helena Simões Venturelli, **Side by Side**, São Paulo, Brazil; Hilary Sprigler, **Sogang University Language Program**, Seoul, South Korea; Arthur Tu, **Taipei YMCA**, Taipei, Taiwan; Jia Yuh Shiau, **Takming College**, Taipei, Taiwan; Blanca L. Atayde-Luna, **TecMilenio**, Nuevo Leon, Mexico; and Mariza Riva de Almeida and Erika Ullmann, **Universidade Federal do Paraná**, Curitiba, Brazil.

The **coordinators** and **teachers** in the following schools who allowed us to observe their classes:

Jason Mark Ham, **Catholic University of Korea**, Gyeonggi-do, South Korea; **David English House**, Hiroshima, Japan; **ECC College of Foreign Languages**, Osaka, Japan; Deborah Shannon, **Korea University**, Seoul, South Korea; **Rikkyo University**, Tokyo, Japan; **St. Dominic High School**, Kaohsiung, Taiwan; Ian E. Hughes, **Seoul National University of Technology**, Seoul, South Korea; and **Taipei YMCA**, Taipei, Taiwan.

The **coordinators** and **teachers** in the following schools who gave us additional suggestions:

Hyun-Joo Lee, **Dong-Duk Women's University**, Seoul, South Korea; Colin McDonald, **Hong-Ik University**, Seoul, South Korea; Jong-Yurl Yoon, **Kookmin University**, Seoul, South Korea; Shawn Beasom, **Nihon University**, Tokyo, Japan; Vincent Broderick, **Soai University**, Osaka, Japan; Sun-Young Heo, **Gyeong-In National University of Education**, Gyeonggi-do, South Korea; and Thomas Brannar, **Yong-In University**, Gyeonggi-do, South Korea.

The **students** and **teachers** in the following schools and institutes who piloted the first edition of *Let's Talk*:

**Boston University**, Boston, Massachusetts, U.S.A.; **CCBEU**, Belém, Brazil; **Center for English Studies**, New York City, New York, U.S.A.; **Nagasaki Junior College of Foreign Languages**, Nagasaki, Japan; **Nanzen Junior College**, Nagoya, Japan; **Southern Illinois University**, Niigata, Japan; **University of Pittsburgh**, Pittsburgh, Pennsylvania, U.S.A.; **University of Southern California**, Los Angeles, California, U.S.A.

The **editorial** and **production** team:

Janet Battiste, Sylvia P. Bloch, David Bohlke, Karen Brock, Sylvia Dare, Karen Davy, Wesley Dennis, Brigit Dermott, Jill Freshney, Deborah Goldblatt, Yuri Hara, Louisa Hellegers, Cindee Howard, Lise R. Minovitz, Jason Moring, Sandra Pike, Bill Preston, Tamar Savir, Jaimie Scanlon, Satoko Shimoyama, Wendi Shin, Kayo Taguchi, Donald Van Metre, Jenny Wilsen, and Dorothy Zemach.

And Cambridge University Press **staff** and **advisors**:

Harry Ahn, Yumiko Akeba, Gary Anderson, Jim Anderson, Mary Louise Baez, Rita Chen, Kathleen Corley, Kate Cory-Wright, Elizabeth Fuzikava, Heather Gray, Paul Heacock, Louise Jennewine, Jennifer Kim, Robert Kim, Ken Kingery, Kareen Kjelstrup, Gareth Knight, John Letcher, João Madureira, Andy Martin, Alejandro J. Martínez, Nigel McQuitty, Carine Mitchell, John Moorcroft, Mark O'Neil, Catherine Shih, Howard Siegelman, Joseph Siu, Ivan Sorrentino, Ian Sutherland, Alcione Tavares, Koen Van Landeghem, Richard Walker, and Ellen Zlotnick.


# Level 1 Scope and sequence

*Working together* (pages vi–vii) *Getting started* (pages 2–3)

Units / Lessons	Speaking	Listening	Vocabulary
<b>Unit 1</b> (pages 4–7) <b>Communicating in English</b> <b>1A</b> <i>Let's get to know each other!</i> <b>1B</b> <i>Personal information</i>	Introducing yourself and others; asking for and giving personal information	Introductions; a radio interview; conversations about personal information	Phone numbers; addresses; e-mail addresses; ages; birthdays
<b>Unit 2</b> (pages 8–11) <b>All kinds of people</b> <b>2A</b> <i>What do they look like?</i> <b>2B</b> <i>Your personality</i>	Describing personal appearance; describing personality characteristics	Descriptions of physical appearance; descriptions of personality characteristics	Adjectives to describe appearance and personality
<b>Unit 3</b> (pages 12–15) <b>Free time</b> <b>3A</b> <i>What are your interests?</i> <b>3B</b> <i>What sports do you like?</i>	Talking about hobbies; describing sports characteristics; discussing extreme sports	Conversations about hobbies and interests; a description of an unusual sport	Hobbies and sports
<b>Unit 4</b> (pages 16–19) <b>People</b> <b>4A</b> <i>Families</i> <b>4B</b> <i>Friends</i>	Talking about families; discussing living arrangements; describing a good friend	A description of a family; conversations about best friends	Family members; characteristics of living arrangements and friends
<b>Units 1–4 Expansion</b> (pages 20–21)			
<b>Unit 5</b> (pages 22–25) <b>Money</b> <b>5A</b> <i>Shopping and clothing</i> <b>5B</b> <i>Saving and spending</i>	Talking about shopping habits and preferences; giving compliments; suggesting gifts; discussing spending habits and attitudes	Conversations about shopping; descriptions of recent purchases; interviews about spending habits	Places to shop; clothing; ways to save money; gifts
<b>Unit 6</b> (pages 26–29) <b>Travel and tourism</b> <b>6A</b> <i>How was your trip?</i> <b>6B</b> <i>Travel near and far</i>	Describing past trips; taking a vacation survey; discussing famous places; talking about things to take on a trip	Descriptions of trips; conversations about travel experiences	Adjectives to describe trips; vacation activities; famous places; things to take on vacation
<b>Unit 7</b> (pages 30–33) <b>Food and drink</b> <b>7A</b> <i>Eating out</i> <b>7B</b> <i>Food around the world</i>	Talking about food; describing eating habits; planning a meal; describing traditional meals and unusual foods	Mealtime conversations; descriptions of experiences with unusual foods	Foods and drinks; adjectives to describe food; places to eat
<b>Unit 8</b> (pages 34–37) <b>Entertainment</b> <b>8A</b> <i>Let's see a movie!</i> <b>8B</b> <i>What's on TV tonight?</i>	Discussing movies and TV shows; taking a TV survey; planning a TV schedule	Descriptions of movies; TV show segments	Types of movies and TV shows; adjectives to describe movies and TV shows
<b>Units 5–8 Expansion</b> (pages 38–39)			

# Personal information

## Activity 1

**A Listen**  You will hear a short conversation. Then complete the chart with a partner. Be creative!

A as in <u>address</u>	J as in _____	S as in _____
B as in <u>birthday</u>	K as in _____	T as in _____
C as in <u>creative</u>	L as in _____	U as in _____
D as in _____	M as in _____	V as in _____
E as in _____	N as in _____	W as in _____
F as in _____	O as in _____	X as in _____
G as in _____	P as in _____	Y as in _____
H as in _____	Q as in _____	Z as in _____
I as in _____	R as in _____	

**B Join another pair** Ask your partners to spell their names. Make a list.

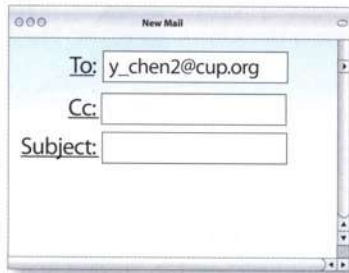
*"How do you spell your last name?"*

*"Chen. It's C as in 'creative,' H as in ..."*


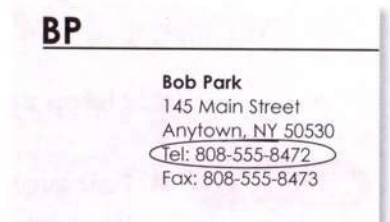

## Activity 2

**A Pair work** Label the pictures with the words in the box. Then read the information aloud.

address      cell phone number      home phone number  
 birthday      e-mail address      zip code



e-mail address



*"How do you say the e-mail address?"*


*"It's Y underscore C-H-E-N two at C-U-P dot O-R-G."*

### e-mail addresses

@ = at      . = dot  
 - = dash      \_ = underscore

# 10A Improve your memory!

**Activity 1** **Communication task** Do you have a good memory? Turn to Task 9 on page 80.

**Activity 2** **A Listen**  Some friends are talking about ways to remember things. Check (✓) the ideas they talk about.



## People's names

- Write down the name when you first meet.
- Try to remember the first letter of the name.
- Try to think of someone with the same name.
- Think of the place where you first met.
- Think of something special about the person.



## Important numbers

- Write down the number once.
- Write down the number several times.
- Say the new numbers aloud several times.
- Break the number down into smaller numbers.
- Think of the buttons on a phone, and make a pattern.



## English vocabulary

- Say the new words aloud several times.
- Keep a vocabulary notebook.
- Look at example sentences in a dictionary.
- Highlight the new words.
- Write sentences using the new words.

**B Group work** Discuss these questions.

- What things are easy to remember? What things are difficult?
- What do you do to help you remember things?
- Which ways in part A do you think are good ideas?

*"Phone numbers are easy to remember, but passwords are difficult."*

**Task 18**

(page 3)


**A** How can you improve these things? Ask questions and complete the chart.


Speaking	Listening	Vocabulary
Talk a lot in class.		Keep a vocabulary notebook. Label things in your room.

*"How can I improve my speaking?"**"You can talk a lot in class."***B** Do you have any other ideas? Add them to the chart.**Task 19**


(page 7)

**A** Find the missing information about these people. Ask your partner questions, and complete the chart. (Don't look at your partner's chart!)





Bart Shu



Hannah Porter

<b>Age</b>		21
<b>Birthday</b>	April 1	
<b>Address</b>	35 Gilbert Street Phoenix, Arizona, USA	
<b>Zip code</b>		W14 3UY
<b>E-mail address</b>		hporter2@cup.org
<b>Home phone number</b>	812-555-0216	
<b>Cell phone number</b>		07700 900 542

*"How old is Bart Shu?"**"He's . . . years old."***B** Compare charts to check your answers.



# Unit 11 Self-study

## Grammar

**A** Listen and practice.

### Asking for and giving directions

**How can / do I get to** City Park?

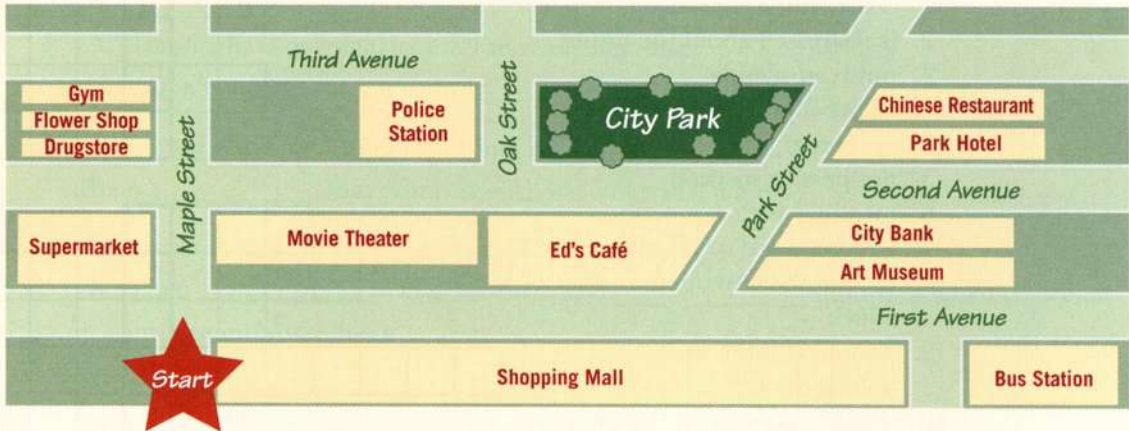
**Go up** Fifth Avenue. It's **on the left**. / It's **on the right**.

**Walk to** Oak Street. It's **next to** the hotel.

**Turn left**. / **Turn right**. It's **across from** / **opposite** the bus station.

**Go past** the museum. It's **on the corner**.

**B** Find these places on the map.



1. It's next to City Bank. the art museum
2. It's on the corner of Third Avenue and Maple Street. \_\_\_\_\_
3. It's on Second Avenue, across from the drugstore. \_\_\_\_\_
4. It's on Park Street, next to the Park Hotel. \_\_\_\_\_

**C** How do you get from *Start* to the Park Hotel? Complete the directions.

A: Excuse me.

B: Yes?

A: How can I get to the Park Hotel?

B: Let's see. First, \_\_\_\_\_ up \_\_\_\_\_ Street to First Avenue,  
and \_\_\_\_\_ right. \_\_\_\_\_ to Park Street and turn \_\_\_\_\_ .  
Go \_\_\_\_\_ the art museum and City Bank. It's \_\_\_\_\_ City Park.

A: Is it on the left or on the right?

B: It's on the \_\_\_\_\_ .

A: Thanks!

B: You're welcome.