

Getting started

Activity 1

A Work alone How often do you like to do these things in English class?
Check (✓) *often*, *sometimes*, or *never*.

In English class, I like . . .	Often	Sometimes	Never
1. to work alone	<input type="checkbox"/>	<input type="checkbox"/>	<input type="checkbox"/>
2. to talk with a partner	<input type="checkbox"/>	<input type="checkbox"/>	<input type="checkbox"/>
3. to talk in a small group	<input type="checkbox"/>	<input type="checkbox"/>	<input type="checkbox"/>
4. to talk in front of the whole class	<input type="checkbox"/>	<input type="checkbox"/>	<input type="checkbox"/>
5. the teacher to do most of the talking	<input type="checkbox"/>	<input type="checkbox"/>	<input type="checkbox"/>
6. to play games	<input type="checkbox"/>	<input type="checkbox"/>	<input type="checkbox"/>
7. to listen to audio programs	<input type="checkbox"/>	<input type="checkbox"/>	<input type="checkbox"/>
8. to do homework	<input type="checkbox"/>	<input type="checkbox"/>	<input type="checkbox"/>

B Pair work Compare your answers with a partner.

"I often like to work alone. How about you?"

Activity 2

A Work alone What can you say in each situation? Choose a question from the box.

- | | |
|------------------------------------|--|
| a. Can you say that again, please? | e. How do you spell that? |
| b. What does that mean? | f. What do you have for number 1? |
| c. How do you pronounce this word? | g. Can you explain that again, please? |
| d. What are we supposed to do? | h. How much time do we have? |

- d 1. You don't understand what to do.
 _____ 2. You don't know how to say a word.
 _____ 3. You don't know how to write a word.
 _____ 4. You want someone to repeat what he or she said.
 _____ 5. You don't know how long an activity should last.
 _____ 6. You don't understand someone's explanation.
 _____ 7. Someone says a word you don't understand.
 _____ 8. You want to know someone's answer for number 1.

B Pair work Compare your answers with a partner.



Activity 3**A Group work** Complete this conversation with the questions from Activity 2.Hiro: What are we supposed to do?

Sara: We have to go over our answers together. Then we can go through the discussion questions.

Hiro: Can _____?

Sara: Sure. We compare our answers as a group. Then we discuss these questions.

Hiro: Oh, I see. Thanks. How _____?

Ming: About five minutes. What _____?

Hiro: I wrote "alone."

Sara: Me, too. How about you, Ming?

Ming: I wrote "co . . .," um, "coop . . ." How _____?

Hiro: Cooperation.

Sara: I'm sorry. Can _____?

Hiro: Cooperation.

Sara: I don't know that word. What _____?

Ming: It means "working together."

Sara: Oh, good answer! How _____?

Ming: It's C-O-O-P-E-R-A-T-I-O-N.

**B Listen** Check your answers. Then practice the conversation.**Activity 4****A Group work** Discuss these questions.

- How do you feel about working together in English?
- Why do you want to improve your English?

*"I think working together is easy and fun."**"I agree. We can practice our English much more."**"And it's a good way to make new friends."***B Communication task** Work in groups of three. One of you should look at Task 1 on page 76, another at Task 10 on page 80, and another at Task 18 on page 84. You're going to share ideas about how to improve your English!

Let's get to know each other!

Activity 1 A Pair work Look at these pictures. Then discuss the questions below.



1 Lisa Kate Ted



2 Bill Akiko Toby

- Which people do you think are meeting for the first time?
- Do you feel relaxed or nervous when you meet someone new?

"I think ... and ... are meeting for the first time."

"When I meet someone new, I often feel nervous. How about you?"

B Pair work Number the sentences in each conversation from 1 to 5.

- 1** — Ted: Fine. It's nice to meet you, Kate.
 — Ted: Hi, Lisa. I'm good. How about you?
1 — Lisa: Hello, Ted. How are you?
 — Kate: Hello, Ted. How are you doing?
 — Lisa: I'm great. Oh, Ted, this is my friend Kate.

- 2** — Akiko: Oh. Well, Bill, this is Toby. Toby, Bill.
 — Toby: No, we don't.
 — Bill: It's good to meet you, too, Toby.
 — Akiko: Do you two know each other?
 — Toby: Good to meet you, Bill.

C Listen You will now hear the conversations in part B. Were your answers correct?

D Group work Work in groups of three. Practice the conversations in part B. Use your real names.

"Hello, Claudio. How are you?"

"Hi, Sharon. I'm good. How about you?"

Activity 2

A Pair work These questions have a similar meaning to the questions in part B. Add them to the chart.

What's your family name?


What's your favorite kind of music?

What's your address?

What's your hometown?

What do you do in your free time?

What do you do?

B Listen  A radio host is interviewing Stella, a fashion designer. Check (✓) the questions you hear.

Questions	Answers
1. <input checked="" type="checkbox"/> What's your last name? <input type="checkbox"/> What's your family name? _____	Kim
2. <input type="checkbox"/> Where are you from? <input type="checkbox"/> _____	
3. <input type="checkbox"/> Where do you live? <input type="checkbox"/> _____	
4. <input type="checkbox"/> Where do you work? <input type="checkbox"/> _____	
5. <input type="checkbox"/> What are your hobbies? <input type="checkbox"/> _____	
6. <input type="checkbox"/> What kind of music do you like? <input type="checkbox"/> _____	



C Listen again  Write Stella's answers in the chart.

Activity 3

A Pair work Interview your partner and take notes. Use these questions and the questions in Activity 2.

Do you have a nickname?

Are you a college student?

What's your major?

Do you have a large family?

How many brothers and sisters do you have?

What sports do you play?

Who's your favorite singer?

What kinds of movies do you like?

"I'd like to ask you some questions. First, where are you from?"

"Oh, I'm from Brazil. My hometown is . . ."


B Join another pair Tell your group about your partner.

"This is Yuko Sato. She's a college student from Osaka.

Her major is art. She likes to play . . ."

Personal information

Activity 1

A Listen  You will hear a short conversation. Then complete the chart with a partner. Be creative!

A as in <u>address</u>	J as in _____	S as in _____
B as in <u>birthday</u>	K as in _____	T as in _____
C as in <u>creative</u>	L as in _____	U as in _____
D as in _____	M as in _____	V as in _____
E as in _____	N as in _____	W as in _____
F as in _____	O as in _____	X as in _____
G as in _____	P as in _____	Y as in _____
H as in _____	Q as in _____	Z as in _____
I as in _____	R as in _____	

B Join another pair Ask your partners to spell their names. Make a list.

"How do you spell your last name?"

"Chen. It's C as in 'creative,' H as in ..."

Activity 2

A Pair work Label the pictures with the words in the box. Then read the information aloud.

address

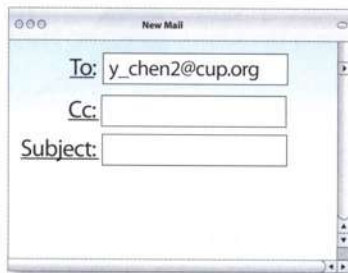
cell phone number

home phone number


birthday

e-mail address

zip code



e-mail address



"How do you say the e-mail address?"

"It's Y underscore C-H-E-N two at C-U-P dot O-R-G."

e-mail addresses

@ = at

. = dot

- = dash

_ = underscore